

# NEWTHEX

---

Doors | Hatches | Elevators





## About Newthex

---

Newthex is a leader in the design, assembly and installation of high-quality doors, hatches and elevators for all superyacht and naval applications. Our products can be found on many of the world's finest superyachts as well as on board naval, commercial and offshore vessels.

We work with designers, owners and yards to ensure that each vessel has the access solutions that meet its exact needs. The depth of our in-house design and engineering expertise allows us to offer both a wide range of standard products and fully-customised systems where required. Our products can be fabricated in steel, aluminium and composite materials.

Newthex products are precision engineered, manufactured and assembled to the highest standards. They are water or weather proof in all conditions and fire, gas and pirate-proof where specified. They are also durable, reliable and low maintenance. We have many years of experience in supplying certificated products and ensure that all the necessary requirements to satisfy the quality standards are achieved and documented.

We take pride in our record of customer service. We ensure that our products are delivered on time following thorough in-house testing, and in an easy-to-handle 'plug-and-play' format that makes them quick and simple to install. Once fixed in position, they are then immediately ready for use. We also offer a full after-sales service including spare parts and maintenance of both our own and third-party products.


Doors

Hatches

Elevators

---





## Getting the best out of your vessel

Having the right doors correctly installed is vital for the comfort and safety of every yacht. They can also transform the onboard experience.

Newthex doors can create interior spaces that are private one moment and open for entertaining and socialising the next. Hull openings that give discreet access to tender garages or else open up to create

balconies and bathing platforms deliver new levels of utility and pleasure for owners and guests.

The Newthex combination of simplicity, reliability and safety ensures a smooth cruise every time. Our products can also usually be installed on location with minimal disruption via a straightforward 'plug and play' process.





## Hull doors for every application


Newthex designs, engineers and delivers hull doors built for a wide range of functions both above and below the waterline. Our doors are fully watertight and when closed sit flush with the surrounding hull to give a discreet and seamless finish. We offer a comprehensive selection of standard hull doors as well as a full custom service for special projects. Our hull doors can be manufactured in steel, aluminium or a combination of both.

For the superyacht sector we maintain production of:

- Transom doors
- Bathing platforms
- Boarding entrances
- Balconies
- Tender garage doors

# NEWTHEX






## Taking care of what's important

---

We understand that on a luxury yacht there is much that is precious and which needs to be kept safe and secure when not in use.

At Newthex we work with our clients to provide the solutions that deliver safety and security without compromising the elegance of the lines of the yacht or ease of access by authorised personnel.





## Strong and secure

We produce custom, heavy-duty hatches to any dimensions and for all applications, including to military specifications. Customers can specify the materials of their choice including varying grades of steel and aluminium. Our heavy-duty hatches will withstand the most challenging conditions while giving years of trouble-free service.



# Withstanding the elements

## Watertight doors

Whether you seek interior or exterior watertight doors to protect potentially vulnerable interior spaces or critical systems, Newthex offers effective, attractive, hinged and sliding models available in steel and aluminium. Our engineers also work with clients to design custom, special purpose doors.

All our doors are delivered to their vessels fully assembled and ready for installation. They are pressure tested prior to despatch and can be certified by all major classification societies.

## Weatherproof doors

For access to and from routine interior accommodation, we can provide or work with your designers and stylists to create beautiful, machined doors to any design and using almost any materials. Sliding or hinged, they will keep out all wind, rain or spray to keep the interiors dry as well as warm or cool as desired.

For ease of installation, all our access doors for accommodation are delivered ready-fitted within their frames and can also be certified by all major classification societies.





## Bringing the outside in

Sometimes you prefer to enjoy the beauty of the land, sea and sky around you from the comfort of the saloon or stateroom, while at other times you may want to immerse yourself in the experience, breathing in the fresh air at the same time as you admire the view.

With a fully electrically-operated Newthex sliding door you can make your choice without leaving your chair. At the touch of a button they glide silently aside to make the interior and exterior into a single space, while a second touch will close them again to restore your privacy and comfort. With their gleaming stainless-steel frames, they enhance even the finest and most stylish superyachts.





# Roll on, roll off

As an extension of our expertise in hydraulics and aperture closures, we design and build vehicle ramps for all types of naval vessels. These range from heavy-duty versions for landing craft delivering battle tanks from ship to shore, to lightweight versions for

fast attack craft carrying troops. Our ramp solutions come with all the necessary operating and control equipment as well as a full installation service.







## The only way is up (and down)

We produce and maintain maritime elevators for every purpose. Whether it is a luxury elevator gliding down through the interior of a six-deck megayacht or a multi-level version positioned at the heart of an aircraft carrier, we have the skills and experience to make them a reality. Other elevator applications include cargo lifts, ammunition hoists and aircraft platforms.

Every elevator project brings its own challenges and we welcome the opportunity to work with clients to give them solutions that meet their exact needs both practically and aesthetically.

# NEWTHEX





## Tailored for Your Needs

---

At Newthex, we offer fully customizable Helicopter Lifting Platforms that seamlessly transition helicopters from the helideck to the hangar. Our platforms ensure safe storage during rough conditions and open possibilities for secondary helicopter landings.

No vessel is alike, and neither should its lifting solutions be. At Newthex, we offer fully customizable lifting platforms and hatches. Whatever your vessel's size or requirements, our expert team will tailor the platform to meet your specific needs.



## Protect and preserve

Hatches by Newthex are straightforward in their design but precisely engineered, elegant and effective. The result is products that are durable and hard-wearing, and capable of protecting the interior of any yacht or vessel from the worst that the sea can throw at it.

We build hatches in steel, aluminium, GRP and other materials, to best serve the needs of our customers. In addition to our stylish, bespoke products, we also offer both standard and custom deck lockers, seat lockers and escape hatches, all built to the same exacting standards for the more practical side of vessel management and safety.





## A lifetime commitment to excellence

Newthex offers its customers a complete after-sales service including regular maintenance, spare parts and support in the event of breakdown or damage.

# NEWTHEX



We also provide on request crew training either on board or ashore covering all aspects of usage, routine maintenance, safety, and troubleshooting.

We welcome enquiries from both newbuild and refit projects that are looking for the very best in doors, hatches, platforms and elevators, be they standard or custom models.

We can also repair and upgrade existing systems, ranging from simple overhauls to the installation of pirate-proof components on existing doors, among other options.



‘Based on experience in the field of doors, hatches and platform elevators we can maintain your products.’

## Service and Parts



Newthex services, for your marine doors, hatches and elevators

- Doors
- Hatches
- Hydraulic operated shell doors
- Hydraulic operated hatches
- Hydraulic or electric operated sliding doors
- Platform elevators



Other brands

Beside Newthex products we can service doors, hatches and elevators for any other brands.



Skills

Our engineers are highly qualified service engineers with experience in hydraulic, mechanical and electric systems.



Spare parts

- Newthex can deliver genuine spare parts out of stock or within short delivery times.
- Minimum requirements of spare parts on board can be advised by Newthex.
- Newthex also supplies spare parts of other brands of maritime doors, hatches and elevators.



Service agreements

To keep the doors, hatches and elevators on board in a good shape and to reduce your maintenance cost, Newthex can offer service agreements. These agreements will also improve the safety on board.



Watertight test

Newthex uses ultrasonic test equipment, in order to test the watertightness of doors and hatches for your own safety as well as for Classification approval.



Training

Newthex provides class room and on board training to your technical staff. These courses are about usage, safety, maintenance and trouble shooting. Newthex provides manuals and instruction booklets.



Upgrades




Newthex upgrades existing doors, hatches and platform elevators. A complete overhaul or installation of pirate proof systems on existing doors are some examples.



Contact

Please contact our service and after sales department for any request:

info@newthex.com  
T +31 (0)598 361 660



# NEWTHEX



# NEWTHEX

---

Newthex Ned BV  
A. Einsteinlaan 20  
9615 TR Kolham  
The Netherlands  
T +31 (0)85- 08 41 515  
[info@newthex.com](mailto:info@newthex.com)

[www.newthex.com](http://www.newthex.com)