

# NEW/THEX

—  
Doors | Hatches | Elevators

# NAVY

# Doors

# Hatches

# Elevators

## About Newthex

Newthex is a leader in the design, assembly and installation of high-quality doors, hatches and elevators for naval and other high quality, high specification applications. Our products can be found on board naval vessels, as well as commercial and offshore ships, that operate for extended periods in all weathers and sea states.

We work with defence agencies, naval architects and shipyards to ensure that each vessel has the access solutions that meet its exact needs. The depth of our in-house design, engineering and manufacturing expertise allows us to offer both a wide range of standard products and fully customised systems where required. Our products can be fabricated in steel, aluminium and composite materials.

Newthex naval products are precision engineered, manufactured and assembled to military-grade standards. They are available either as waterproof or weather resistant depending on the customer's requirements and fire, gas and NBC-proof where specified. They are also durable, reliable and low maintenance. We have many years of experience in supplying certificated products and ensuring that all the necessary requirements to satisfy the quality standards are achieved and documented.

We take pride in our record of customer service. We ensure that our products are delivered on time following thorough in-house testing, and in an easy-to-handle 'plug-and-play' format that makes them quick and simple to install. Once fixed in position, they are then immediately ready for use. We also offer a full after-sales service including spare parts and maintenance of both our own and third-party products.







## Safety first

Watertight, manually operated doors are vital to the safety of every naval vessel. In the event of a breach in the hull accompanied by major systems failure, hand operated watertight doors enable the crew to preserve the integrity of the ship even when the electricity supply is compromised.

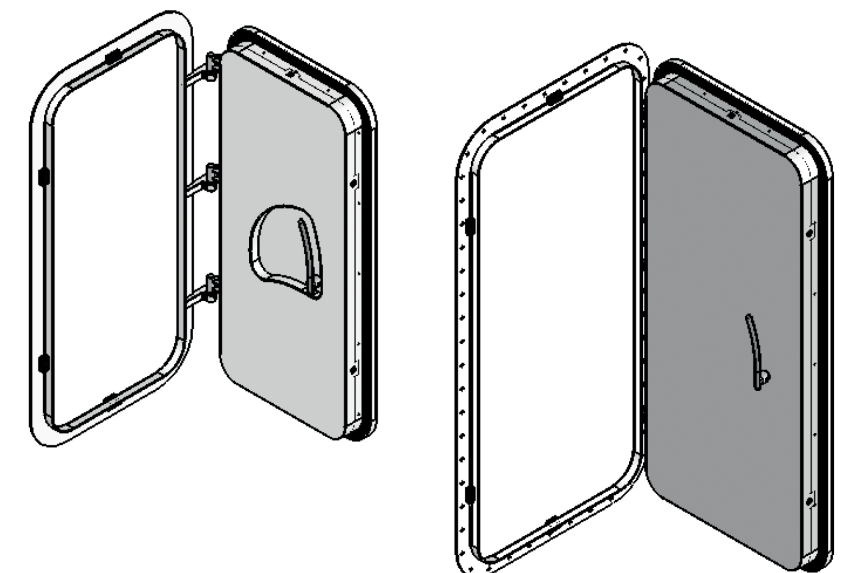
Newthex is proud of its Next Door range of manual, watertight doors. Built to the highest specifications, they are simple to operate, strong and reliable, and require minimal maintenance. Instead of the usual handwheel locking mechanism, Newthex Next watertight doors are

fitted with a single handle that, when used in combination with our Next closing system, allows them to be operated with one hand instead of two. This benefits the operator and saves valuable time in the event of an emergency. Independent light sources in the handles that activate in the event of a blackout are available as an option.

Newthex has the capacity to produce large quantities of doors for major projects that are designed for easy, plug-and-play installation. The frames can be fabricated in various grades of steel, stainless steel or aluminium.

## Options and extra's

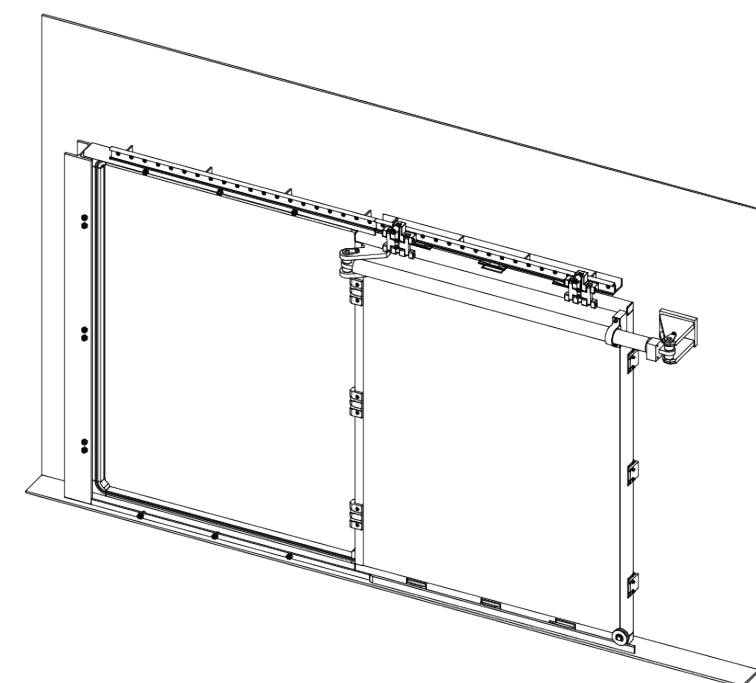
- Watertight
- Watertight (7mwc)
- Airtight
- RCS Radar cross section
- Shockproof
- Flush if required
- Lightweight
- Armoured





## Strong and secure

At Newthex we produce sliding and hinged hydraulic doors to any size and for any purpose. Reliable and low maintenance, we fabricate them in both steel and aluminium and all models are available as either watertight or weather resistant, and with additional sealing options up to NBC.



NEWTHEX

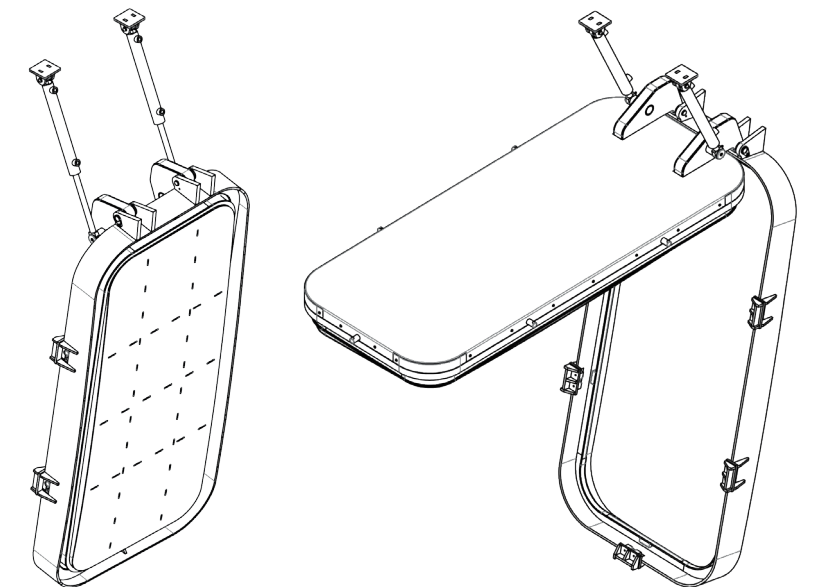


## Withstanding the elements

We offer custom and series shell doors in either steel or aluminium that will precisely fit the contours of any hull form and are easy and safe to operate. Customers can choose between hydraulic and electrical opening and closing. Opening options are inwards, upward and downwards and, once open, the doors can be locked in position using stainless steel pins. Typical applications include crew and pilot doors, and entry points for bunker hoses. All our shell doors can be designed and manufactured to meet the requirements and specifications of military users.

### Options and extra's

- Custom dimensions
- Opening inwards, upwards or downwards
- Shock proof
- Electromagnetic compatibility (EMC)
- Radar Cross Section (RCS) minimisation
- Seals up to and including NBC





### Efficient, effective, effortless

We produce custom, military-grade, heavy-duty hydraulic hatches to any dimensions and for all applications. Customers can specify the materials of their choice including varying grades of steel and aluminium. Our heavy-duty hatches will withstand the most challenging weather and operating conditions while giving years of trouble-free service.

The hydraulic systems are supplied by leading manufacturers and ensure that even the heaviest hatches open smoothly and safely, time after time.

“ Our heavy-duty hatches will withstand the most challenging weather and operating conditions while giving years of trouble-free service ”



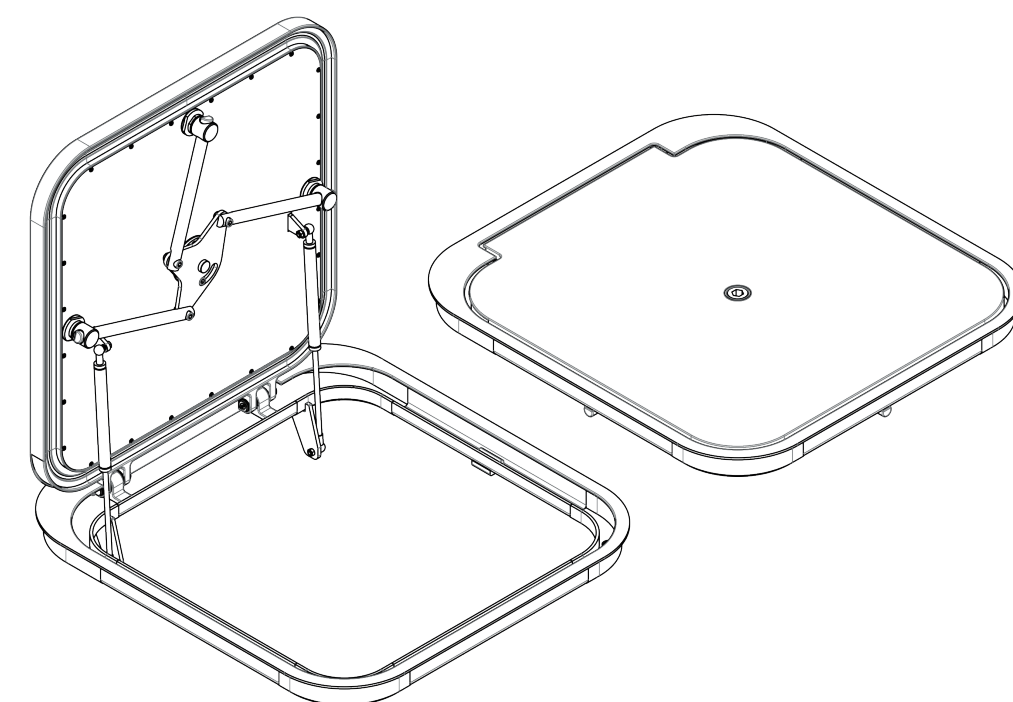
# NEWTHEX



### Protect and preserve

Manual hatches by Newthex are straightforward in their design but precisely engineered and built to the highest specifications. The result is products that are durable and hard-wearing, and capable of protecting the interior of any vessel from the worst that the sea can throw at it as well as the robust handling that comes with drills and actual combat.

We build hatches in steel, aluminium, GRP and other materials to best serve the needs of our naval customers. In addition to our bespoke products, we also offer both standard and custom deck lockers, seat lockers and escape hatches, all built to meet the exacting standards required by naval vessel management and safety protocols.






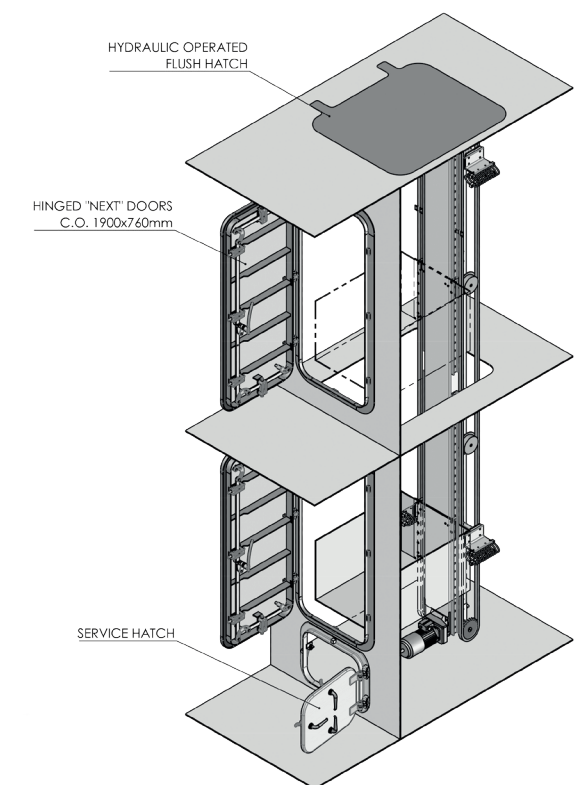
## Mission critical systems

Newthex understands the vital role that elevators have in naval vessels for the internal transfer of everything from stores and munitions to aircraft. It offers a complete range of elevators, designed and built to military-grade specifications and in accordance with each commissioning agency's requirements and standards.

As well as the elevators themselves, Newthex also supplies operating and control equipment from leading suppliers as well as undertaking the installations on board in cooperation with the shipyard. Given their critical role and the exceptional demands that may be placed on naval

elevators, Newthex is able to design and build systems that are sufficiently hardened to perform under the most difficult circumstances including proximity to sudden shocks and explosions. Other examples include:

- Electromagnetic Compatibility (EMC)
- Radar Cross Section (RCS) minimisation
- Shock resistance
- Integrated Logistic Support (ILS)
- Helicopter crash landings






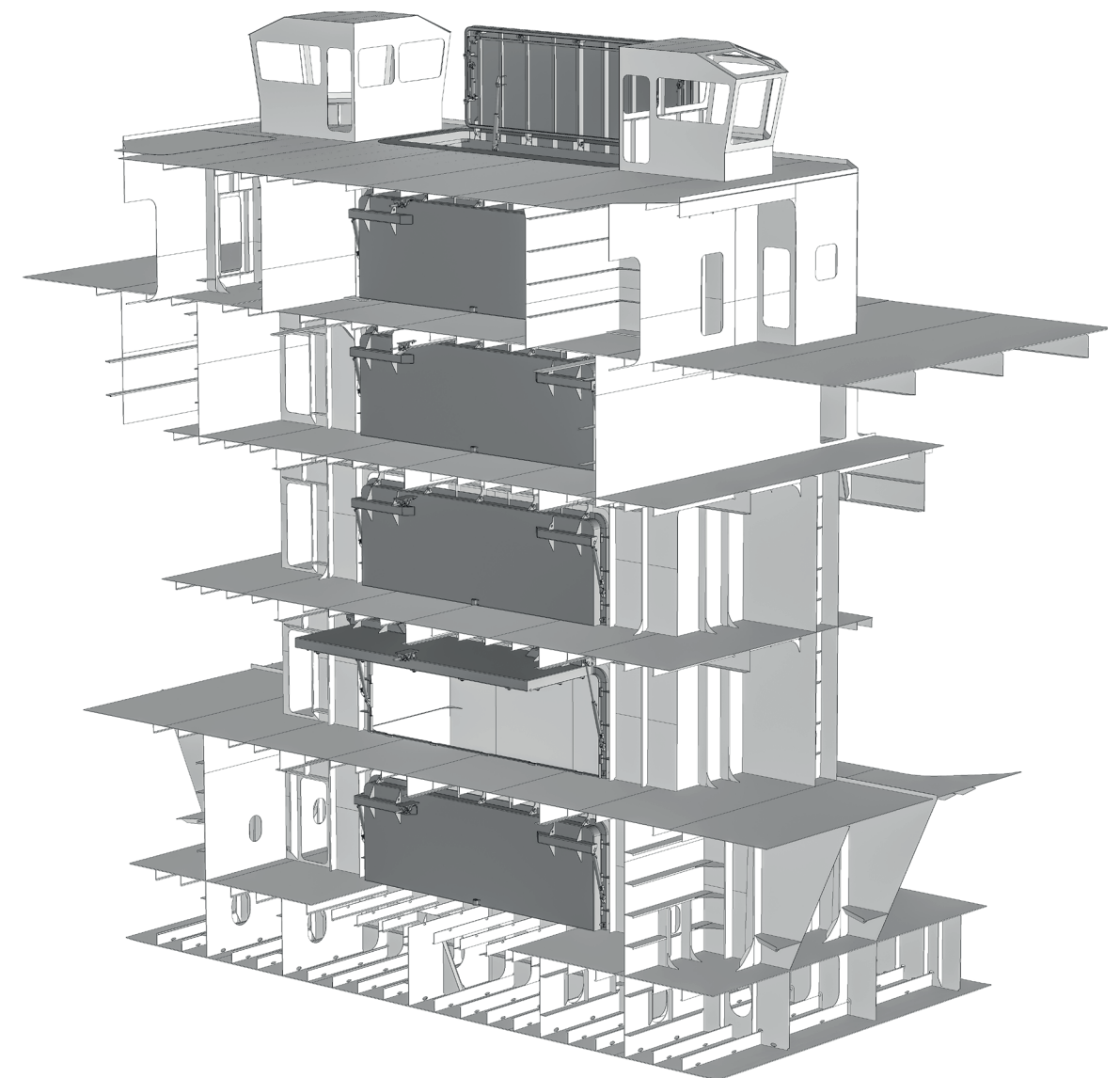
### Ready for anything

We manufacture, install and maintain large platform naval elevators for every purpose up to and including the multi-level models that are vital to the operation of today's aircraft carriers. Whatever the function, we have the skills and experience to deliver the elevator that will be fit-for-purpose.


Every elevator project brings its own challenges and we welcome the opportunity to work with defence clients to give them the solutions that meet their exact operational needs. Whether the

need is to move personnel, equipment, aircraft or even larger objects on both combat and fleet auxiliary vessels, Newthex can realise elevator systems that will meet the required technical, safety and durability requirements.

As an integrated supplier, Newthex can also manufacture and install the top hatches and doors necessary to protect the elevators. This ensures fully optimised systems that fit and operate seamlessly right from the start.

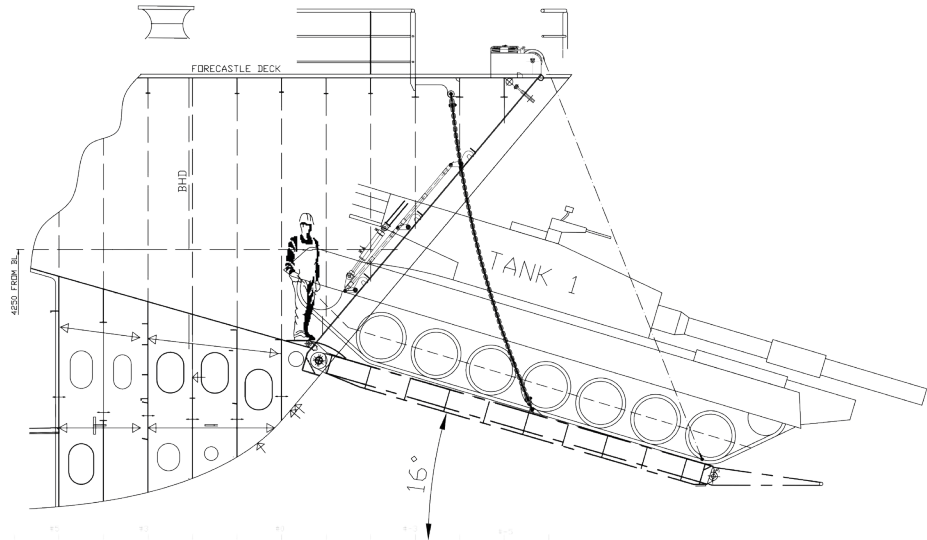
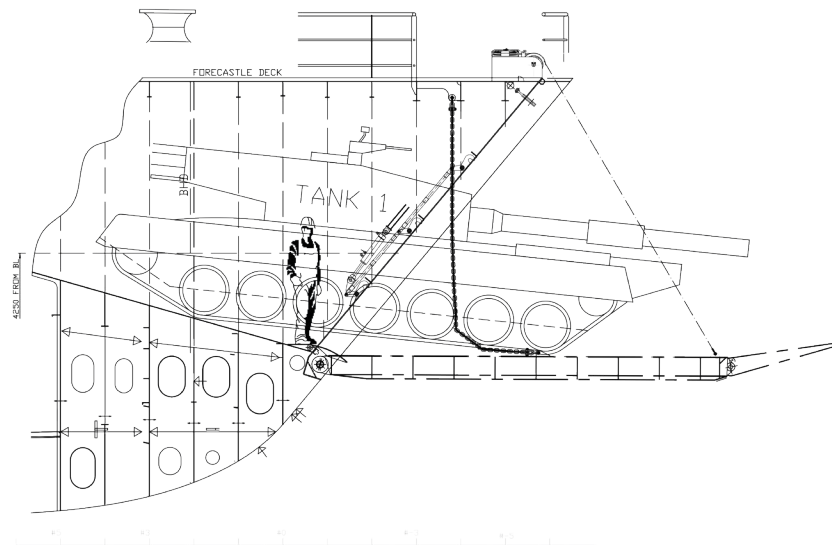






# Roll on, roll off

As an extension of our expertise in hydraulics and aperture closures, we design and build vehicle ramps for all types of naval vessels in a range of materials. These range from heavy-duty steel versions for landing craft delivering battle tanks from ship to shore, to lightweight composite versions for fast attack craft carrying troops. Our ramp solutions come with all the necessary operating and control equipment as well as a full installation and maintenance service.






# NEWTHEX

## A lifetime commitment to excellence

---



Crew training either on board or ashore is available on request for all our products and systems. Intended for both military and civilian personnel, our courses cover all aspects of usage including routine maintenance, safety, and troubleshooting.

As well as undertaking newbuild and refit projects that require military-grade doors, hatches, platforms and elevators, be they series or custom models, Newthex also repairs and upgrades existing systems working in close cooperation with commissioning authorities and naval shipyards. These can range from simple overhauls to the installation of additional custom components and other options on existing entry systems and elevators.



‘Based on experience in the field of doors, hatches and platform elevators we can maintain your products.’



Newthex services, for your marine doors, hatches and elevators

- Doors
- Hatches
- Hydraulic operated shell doors
- Hydraulic operated hatches
- Hydraulic or electric operated sliding doors
- Platform elevators



Other brands

Beside Newthex products we can service doors, hatches and elevators for any other brands.



Skills

Our engineers are highly qualified service engineers with experience in hydraulic, mechanical and electric systems.



Spare parts

- Newthex can deliver genuine spare parts out of stock or within short delivery times.
- Minimum requirements of spare parts on board can be advised by Newthex.
- Newthex also supplies spare parts of other brands of maritime doors, hatches and elevators.



Service agreements

To keep the doors, hatches and elevators on board in a good shape and to reduce your maintenance cost, Newthex can offer service agreements. These agreements will also improve the safety on board.



Watertight testing

Newthex uses ultrasonic test equipment to assess the readiness of doors and hatches to meet the watertight specifications required by the naval or governmental agencies responsible.



Training

Newthex provides class room and on board training to your technical staff. These courses are about usage, safety, maintenance and trouble shooting. Newthex provides manuals and instruction booklets.



Upgrades

Newthex upgrades all types of doors, hatches and elevators. A complete overhaul or the installation of NBC seals on existing doors and hatches are just some examples.



Contact

Please contact our service and after sales department for any request:

info@newthex.com  
T +31 (0)598 361 660



# NEWTHEX



# NEW/THEx



Newthex Ned BV  
Molenraai 11  
9611 TH Sappemeer  
The Netherlands  
T +31 (0)598 361 660  
[info@newthex.com](mailto:info@newthex.com)

[www.newthex.com](http://www.newthex.com)